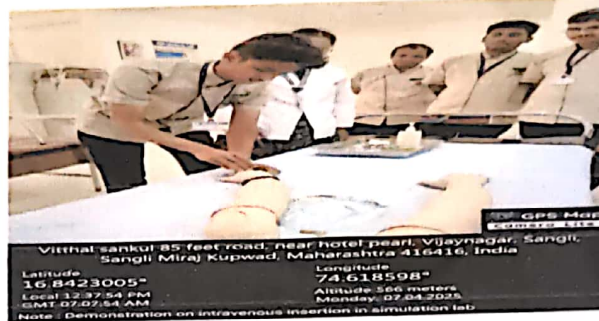




Bharati Vidyapeeth (Deemed to be University), Pune
College of Nursing, Sangli

Simulation Lab Report on IV Insertion



Title of the Procedure: IV Insertion

Manikin Name: Multi Venous IV Training Arms

Objectives:

- To demonstrate proper technique of IV Insertion
- Recognize indications & contraindications
- Manage IV Insertion care
- Manage IV Insertion complications.

Participants: B Sc nursing semester-II students.

Total Participants: 26

Date & Time: 10/04/2025 at 12 pm to 1 pm


Venue: Simulation Lab BVDU Medical College & Hospital, Sangli


Teaching faculty: Ms Jesica Mali

Simulation Lab Instructor: Mr. Pramod Pawar

Brief about the procedure:

The teacher and simulation lab instructor demonstrated the procedure and nursing care to the students of the BSc nursing from SEM –II. The students performed re-demonstration.


Name & Sign of Faculty
Jesica, Mali


Sign of HOD


Principal

I/C PRINCIPAL
Bharati Vidyapeeth
(Deemed to be University)
College of Nursing, Sangli-416 414





Bharati Vidyapeeth (Deemed to be University), Pune

College of Nursing, Sangli

Simulation Lab Report on IV Insertion



Title of the Procedure: IV Insertion

Manikin Name: Multi Venous IV Training Arms

Objectives:

- To demonstrate proper technique of IV Insertion
- Recognize indications & contraindications
- Manage IV Insertion care
- Manage IV Insertion complications.

Participants: B Sc nursing semester-II students.

Total Participants: 26

Date & Time: 09/04/2025 at 12 pm to 1 pm


Venue: Simulation Lab BVDU Medical College & Hospital, Sangli


Teaching faculty: Ms Jesica Mali

Simulation Lab Instructor: Mr. Pramod Pawar

Brief about the procedure:

The teacher and simulation lab instructor demonstrated the procedure and nursing care to the students of the BSc nursing from SEM -II. The students performed re-demonstration.


Name & Sign of Faculty
Jesica . Mali


Sign of HOD


Principal

I/C PRINCIPAL
Bharati Vidyapeeth
(Deemed to be University)
College of Nursing, Sangli-416 414






Bharati Vidyapeeth (Deemed to be University), Pune

College of Nursing, Sangli

Simulation Lab Report on IV Insertion



Title of the Procedure: IV Insertion

Manikin Name: Multi Venous IV Training Arms

Objectives:

- To demonstrate proper technique of IV Insertion
- Recognize indications & contraindications
- Manage IV Insertion care
- Manage IV Insertion complications.

Participants: B Sc nursing semester-II students.

Total Participants: 26

Date & Time: 08/04/2025 at 12 pm to 1 pm


Venue: Simulation Lab BVDU Medical College & Hospital, Sangli

Teaching faculty: Ms Jesica Mali

Simulation Lab Instructor: Mr. Pramod Pawar

Brief about the procedure:

The teacher and simulation lab instructor demonstrated the procedure, The procedure typically involves preparing the patient, identifying a suitable vein, sanitizing the site, inserting the cannula, and securing it and nursing care to the students of the BSc nursing from SEM -II. The students performed re-demonstration.


Name & Sign of Faculty
Jesica. Mali


Sign of HOD


Principal

I/C PRINCIPAL
Bharati Vidyapeeth
(Deemed to be University)
College of Nursing, Sangli-416 414





Bharati Vidyapeeth (Deemed to be University), Pune

College of Nursing, Sangli

Simulation Lab Report on IV Insertion



Title of the Procedure: IV Insertion

Manikin Name: Multi Venous IV Training Arms

Objectives:

- To demonstrate proper technique of IV Insertion
- Recognize indications & contraindications
- Manage IV Insertion care
- Manage IV Insertion complications.

Participants: B Sc nursing semester-II students.

Total Participants: 26

Date & Time: 07/04/2025 12 pm to 1 pm


Venue: Simulation Lab BVDU Medical College & Hospital, Sangli

Teaching faculty: Ms Jesica Mali

Simulation Lab Instructor: Mr. Pramod Pawar

Brief about the procedure:

The teacher and simulation lab instructor demonstrated the procedure and nursing care to the students of the BSc nursing from SEM –II. The students performed re-demonstration.


Name & Sign of Faculty
Jesica. Mali


Sign of HOD


Principal

I/C PRINCIPAL
Bharati Vidyapeeth
(Deemed to be University)
College of Nursing, Sangli-416 414






Bharati Vidyapeeth (Deemed to be University), Pune

College of Nursing, Sangli

Simulation Lab Report on IM Injection



Title of the Procedure: IM Injection

Manikin Name: Multi Venous IV Training Arms

Objectives:

- To demonstrate proper technique of im injection
- Recognize indications & contraindications
- Manage im injection care
- Manage im injection complications.

Participants: B Sc nursing semester-II students.

Total Participants: 26

Date & Time: 27/03/2025 at 12 pm to 1 pm

Venue: Simulation Lab BVDU Medical College & Hospital, Sangli

Teaching faculty: Ms Jesica Mali

Simulation Lab Instructor: Mr. Pramod Pawar

Brief about the procedure:

The teacher and simulation lab instructor demonstrated the procedure; Common injection sites include the deltoid, gluteal, and thigh muscles. The procedure typically involves cleaning the skin, inserting the needle at a 90-degree angle, injecting the medication, and applying gentle pressure to the site and nursing care to the students of the BSc nursing from SEM –II. The students performed re-demonstration.

Name & Sign of Faculty
Jesica. Mali

Sign of HOD

Principal

I/C PRINCIPAL
Bharati Vidyapeeth
(Deemed to be University)
College of Nursing, Sangli-416 41





Bharati Vidyapeeth (Deemed to be University), Pune

College of Nursing, Sangli

Simulation Lab Report on IM Injection



Title of the Procedure: IM Injection

Manikin Name: Multi Venous IV Training Arms

Objectives:

- To demonstrate proper technique of im injection
- Recognize indications & contraindications
- Manage im injection care
- Manage im injection complications.

Participants: B Sc nursing semester-II students.

Total Participants: 26

Date & Time: 26/03/2025 at 12 pm to 1 pm

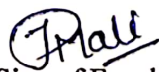
Venue: Simulation Lab BVDU Medical College & Hospital, Sangli

Teaching faculty: Ms Jesica Mali

Simulation Lab Instructor: Mr. Pramod Pawar

Brief about the procedure:

The teacher and simulation lab instructor demonstrated the procedure; Common injection sites include the deltoid, gluteal, and thigh muscles. The procedure typically involves cleaning the skin, inserting the needle at a 90-degree angle, injecting the medication, and applying gentle pressure to the site and nursing care to the students of the BSc nursing from SEM -II. The students performed re-demonstration.


Name & Sign of Faculty
Jesica Mali


Sign of HOD


Principal

I/C PRINCIPAL
Bharati Vidyapeeth
(Deemed to be University)
College of Nursing, Sangli-416 414

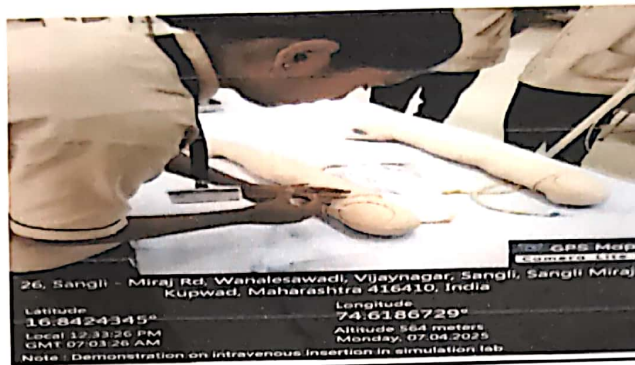




Bharati Vidyapeeth (Deemed to be University), Pune

College of Nursing, Sangli

Simulation Lab Report on IM Injection



Title of the Procedure: IM Injection

Manikin Name: Multi Venous IV Training Arms

Objectives:

- To demonstrate proper technique of im injection
- Recognize indications & contraindications
- Manage im injection care
- Manage im injection complications.

Participants: B Sc nursing semester-II students.

Total Participants: 26

Date & Time: 25/03/2025 at 12 pm to 1 pm

Venue: Simulation Lab BVDU Medical College & Hospital, Sangli

Teaching faculty: Ms Jesica Mali

Simulation Lab Instructor: Mr. Pramod Pawar

Brief about the procedure:

The teacher and simulation lab instructor demonstrated the procedure; Common injection sites include the deltoid, gluteal, and thigh muscles. The procedure typically involves cleaning the skin, inserting the needle at a 90-degree angle, injecting the medication, and applying gentle pressure to the site and nursing care to the students of the BSc nursing from SEM –II. The students performed re-demonstration.

Name & Sign of Faculty
Jesica. D. Mali

Sign of HOD

Principal

I/C PRINCIPAL
Bharati Vidyapeeth
(Deemed to be University)
College of Nursing, Sangli-416 414






Bharati Vidyapeeth (Deemed to be University), Pune

College of Nursing, Sangli

Simulation Lab Report on IM Injection



Title of the Procedure: IM Injection

Manikin Name: Multi Venous IV Training Arms

Objectives:

- To demonstrate proper technique of im injection
- Recognize indications & contraindications
- Manage im injection care
- Manage im injection complications.

Participants: B Sc nursing semester-II students.

Total Participants: 26

Date & Time: 24/03/2025 at 12 pm to 1 pm

Venue: Simulation Lab BVDU Medical College & Hospital, Sangli

Teaching faculty: Ms Jesica Mali

Simulation Lab Instructor: Mr. Pramod Pawar

Brief about the procedure:

The teacher and simulation lab instructor demonstrated the procedure; Common injection sites include the deltoid, gluteal, and thigh muscles. The procedure typically involves cleaning the skin, inserting the needle at a 90-degree angle, injecting the medication, and applying gentle pressure to the site and nursing care to the students of the BSc nursing from SEM -II. The students performed re-demonstration.

Name & Sign of Faculty

Jesica O Mali

Sign of HOD

Principal

I/C PRINCIPAL
Bharati Vidyapeeth
(Deemed to be University)
College of Nursing, Sangli-416 414

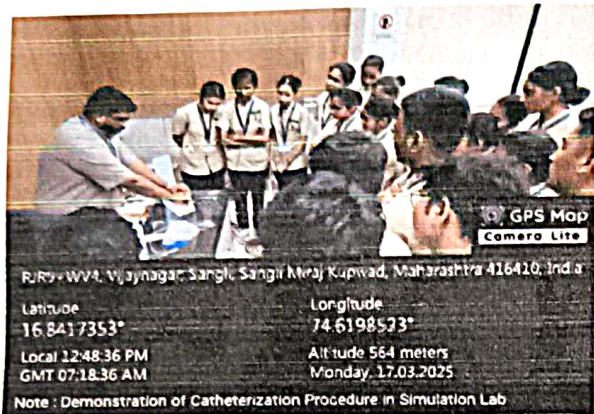




Bharati Vidyapeeth (Deemed to be University), Pune

College of Nursing, Sangli

Simulation Lab Report on Catheterization



Title of the Procedure: Catheterization

Manikin Name: Urinary Catheter Manikin

Objectives:

- To Demonstrate proper technique
- Identify indications and contraindications
- Explain potential complications

Participants: B Sc nursing semester-II students.

Total Participants: 26

Date & Time: 17/03/2025 at 12 pm to 1 pm

Venue: Simulation Lab BVDU Medical College & Hospital, Sangli

Teaching faculty: Mr. Yogesh M. Bhosale

Simulation Lab Instructor: Mr. Pramod Pawar

Brief about the procedure:

The teacher and simulation lab instructor demonstrated the procedure; insertion of Urinary Catheterization. It include demonstrating proper aseptic technique for insertion and removal while ensuring patient safety and comfort. Learners should understand the indications and contraindications for short-term catheterization and recognize potential complications such as infections or trauma, along with their prevention strategies. Additionally, accurate documentation of the procedure, including catheter size, urine output, patient response, and any complications, is essential. Students have practiced the procedure on mannequins to develop their skills before performing it on patients.

Mr. Yogesh M. Bhosale
Name & Sign of Faculty

Sign of HOD

HOD
Medical Surgical Nursing
Bharati Vidyapeeth (Deemed to be University)
College of Nursing, Sangli.

Principal

I/C PRINCIPAL
Bharati Vidyapeeth
(Deemed to be University)
College of Nursing, Sangli-416 414



Bharati Vidyapeeth (Deemed to be University), Pune

College of Nursing, Sangli

Simulation Lab Report on Catheterization



Title of the Procedure: Catheterization

Manikin Name: Urinary Catheter Manikin

Objectives:

- To Demonstrate proper technique
- Identify indications and contraindications
- Explain potential complications

Participants: B Sc nursing semester-II students.

Total Participants: 26

Date & Time: 18/03/2025 at 12 pm to 1 pm

Venue: Simulation Lab BVDU Medical College & Hospital, Sangli


Teaching faculty: Mr. Yogesh M. Bhosale

Simulation Lab Instructor: Mr. Pramod Pawar

Brief about the procedure:

The teacher and simulation lab instructor demonstrated the procedure; insertion of Urinary Catheterization. It include demonstrating proper aseptic technique for insertion and removal while ensuring patient safety and comfort. Learners should understand the indications and contraindications for short-term catheterization and recognize potential complications such as infections or trauma, along with their prevention strategies. Additionally, accurate documentation of the procedure, including catheter size, urine output, patient response, and any complications, is essential. Students have practiced the procedure on mannequins to develop their skills before performing it on patients.


Mr. Yogesh M. Bhosale
Name & Sign of Faculty


Sign of HOD

HOD
Medical Surgical Nursing
Bharati Vidyapeeth (Deemed to be University)
College of Nursing, Sangli.


Principal

I/C PRINCIPAL
Bharati Vidyapeeth
(Deemed to be University)
College of Nursing, Sangli-416 414



Bharati Vidyapeeth (Deemed to be University), Pune

College of Nursing, Sangli

Simulation Lab Report on Catheterization



Title of the Procedure: Catheterization

Manikin Name: Urinary Catheter Manikin

Objectives:

- To Demonstrate proper technique
- Identify indications and contraindications
- Explain potential complications

Participants: B Sc nursing semester-II students.

Total Participants: 26

Date & Time: 19/03/2025 at 12 pm to 1 pm

Venue: Simulation Lab BVDU Medical College & Hospital, Sangli

Teaching faculty: Mr. Yogesh M. Bhosale

Simulation Lab Instructor: Mr. Pramod Pawar

Brief about the procedure:

The teacher and simulation lab instructor demonstrated the procedure; insertion of Urinary Catheterization. It include demonstrating proper aseptic technique for insertion and removal while ensuring patient safety and comfort. Learners should understand the indications and contraindications for short-term catheterization and recognize potential complications such as infections or trauma, along with their prevention strategies. Additionally, accurate documentation of the procedure, including catheter size, urine output, patient response, and any complications, is essential. Students have practiced the procedure on mannequins to develop their skills before performing it on patients.

Mr. Yogesh M. Bhosale
Name & Sign of Faculty

[Signature]
Sign of HOD

[Signature]
Principal

HOD
Medical Surgical Nursing
Bharati Vidyapeeth (Deemed to be University)
College of Nursing, Sangli.

I/C PRINCIPAL
Bharati Vidyapeeth
(Deemed to be University)
College of Nursing, Sangli-416 414



Bharati Vidyapeeth (Deemed to be University), Pune

College of Nursing, Sangli

Simulation Lab Report on Catheterization



Title of the Procedure: Catheterization

Manikin Name: Urinary Catheter Manikin

Objectives:

- To Demonstrate proper technique
- Identify indications and contraindications
- Explain potential complications

Participants: B Sc nursing semester-II students.

Total Participants: 26

Date & Time: 20/03/2025 at 12 pm to 1 pm

Venue: Simulation Lab BVDU Medical College & Hospital, Sangli


Teaching faculty: Mr. Yogesh M. Bhosale

Simulation Lab Instructor: Mr. Pramod Pawar

Brief about the procedure:

The teacher and simulation lab instructor demonstrated the procedure; insertion of Urinary Catheterization. It include demonstrating proper aseptic technique for insertion and removal while ensuring patient safety and comfort. Learners should understand the indications and contraindications for short-term catheterization and recognize potential complications such as infections or trauma, along with their prevention strategies. Additionally, accurate documentation of the procedure, including catheter size, urine output, patient response, and any complications, is essential. Students have practiced the procedure on mannequins to develop their skills before performing it on patients.


Mr. Yogesh M. Bhosale
Name & Sign of Faculty


Sign of HOD

HOD
Medical Surgical Nursing
Bharati Vidyapeeth (Deemed to be University)
College of Nursing, Sangli.


Principal

I/C PRINCIPAL
Bharati Vidyapeeth
(Deemed to be University)
College of Nursing, Sangli-416 414



Bharati Vidyapeeth (Deemed to be University), Pune

College of Nursing, Sangli

Simulation Lab Report on RT Insertion



Title of the Procedure: RT Insertion

Manikin Name: RT Insertion Manikin

Objectives:

- To demonstrate proper technique of RT Insertion
- Recognize indications & contraindications
- Manage RT Insertion care
- Manage RT Insertion complications.

Participants: B Sc nursing semester-II students.

Total Participants: 26

Date & Time: 01/04/2025 12 pm to 1 pm


Venue: Simulation Lab BVDU Medical College & Hospital, Sangli

Teaching faculty: Mr. Yogesh M. Bhosale

Simulation Lab Instructor: Mr. Pramod Pawar

Brief about the procedure:

The teacher and simulation lab instructor demonstrated the procedure and nursing care to the students of the BSc nursing from SEM –II. The students performed re-demonstration.


Mr. Yogesh M. Bhosale
Name & Sign of Faculty


Sign of HOD

HOD
Medical Surgical Nursing
Bharati Vidyapeeth (Deemed to be University)
College of Nursing, Sangli.


Principal

I/C PRINCIPAL
Bharati Vidyapeeth
(Deemed to be University)
College of Nursing, Sangli-416 414



Bharati Vidyapeeth (Deemed to be University), Pune

College of Nursing, Sangli

Simulation Lab Report on RT Insertion



Title of the Procedure: RT Insertion

Manikin Name: RT Insertion Manikin

Objectives:

- To demonstrate proper technique of RT Insertion
- Recognize indications & contraindications
- Manage RT Insertion care
- Manage RT Insertion complications.

Participants: B Sc nursing semester-II students.

Total Participants: 26

Date & Time: 02/04/2025 12 pm to 1 pm

Venue: Simulation Lab BVDU Medical College & Hospital, Sangli

Teaching faculty: Mr. Yogesh M. Bhosale

Simulation Lab Instructor: Mr. Pramod Pawar

Brief about the procedure:

The teacher and simulation lab instructor demonstrated the procedure and nursing care to the students of the BSc nursing from SEM –II. The students performed re-demonstration.

Mr. Yogesh M. Bhosale
Name & Sign of Faculty

[Signature]
Sign of HOD

Principal

HOD
Medical Surgical Nursing
Bharati Vidyapeeth (Deemed to be University)
College of Nursing, Sangli.


MC PRINCIPAL
Bharati Vidyapeeth
(Deemed to be University)
College of Nursing, Sangli-416 4



Bharati Vidyapeeth (Deemed to be University), Pune

College of Nursing, Sangli

Simulation Lab Report on RT Insertion



Title of the Procedure: RT Insertion

Manikin Name: RT Insertion Manikin

Objectives:

- To demonstrate proper technique of RT Insertion
- Recognize indications & contraindications
- Manage RT Insertion care
- Manage RT Insertion complications.

Participants: B Sc nursing semester-II students.

Total Participants: 26

Date & Time: 03/04/2025 12 pm to 1 pm

Venue: Simulation Lab BVDU Medical College & Hospital, Sangli

Teaching faculty: Mr. Yogesh M. Bhosale

Simulation Lab Instructor: Mr. Pramod Pawar

Brief about the procedure:

The teacher and simulation lab instructor demonstrated the procedure and nursing care to the students of the BSc nursing from SEM -II. The students performed re-demonstration.


Mr. Yogesh M. Bhosale
Name & Sign of Faculty


Sign of HOD

HOD
Medical Surgical Nursing
Bharati Vidyapeeth (Deemed to be University)
College of Nursing, Sangli.


Principal

I/C PRINCIPAL
Bharati Vidyapeeth
(Deemed to be University)
College of Nursing, Sangli-416 414



Bharati Vidyapeeth (Deemed to be University), Pune

College of Nursing, Sangli

Simulation Lab Report on RT Insertion



Title of the Procedure: RT Insertion

Manikin Name: RT Insertion Manikin

Objectives:

- To demonstrate proper technique of RT Insertion
- Recognize indications & contraindications
- Manage RT Insertion care
- Manage RT Insertion complications.

Participants: B Sc nursing semester-II students.

Total Participants: 26

Date & Time: 04/04/2025 12 pm to 1 pm

Venue: Simulation Lab BVDU Medical College & Hospital, Sangli

Teaching faculty: Mr. Yogesh M. Bhosale

Simulation Lab Instructor: Mr. Pramod Pawar

Brief about the procedure:

The teacher and simulation lab instructor demonstrated the procedure and nursing care to the students of the BSc nursing from SEM –II. The students performed re-demonstration.

Mr. Yogesh M. Bhosale
Name & Sign of Faculty

Sign of HOD

HOD
Medical Surgical Nursing
Bharati Vidyapeeth (Deemed to be University)
College of Nursing, Sangli.

Principal

I/C PRINCIPAL
Bharati Vidyapeeth
(Deemed to be University)
College of Nursing, Sangli-416 414